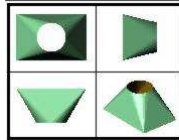
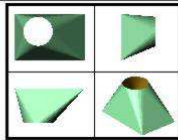


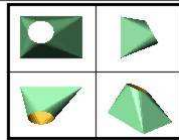
LogiTRACE Kit de départ



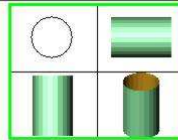
001/ Rectangle_Cercle centré



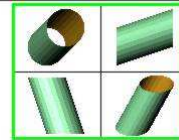
011/ Rectangle_Cercle déporté




012/ Rectangle_Cercle incliné




004/ Cylindre droit



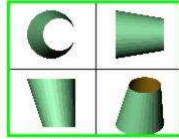
005/ Cylindre oblique



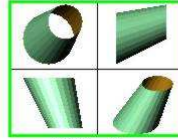
013/ Cercle identique incliné



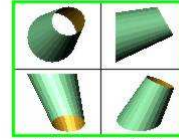
002/ Cône droit



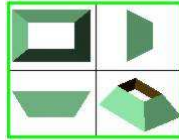
009/ Cone déporté



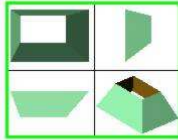
006/ Cone oblique



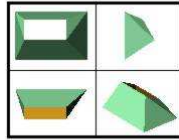
014/ Cercle_cercle incliné



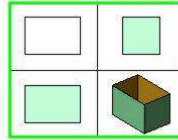
015/ Rectangle_Rectangle centré



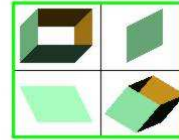
003/ Rectangle_Rectangle déporté



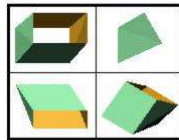
016/ Rectangle_Rectangle incliné




017/ Rectangle identique centré



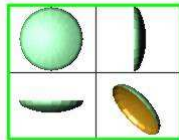
018/ Rectangle identique déporté



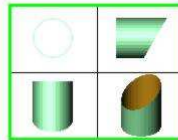
019/ Rectangle identique incliné



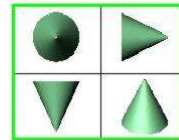
111/ Sphère



112/ Fond bombé

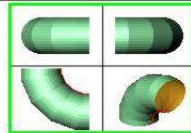


081/ Cylindre coupé par un plan

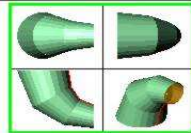


154/ Cone droit cotation angulaire


LogiTRACE Pièces Classiques 1



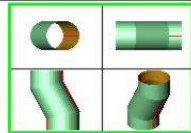
066/ Coude cylindrique



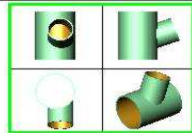
067/ Coude conique sphères sécantes




068/ Coude droit




069/ Coude déviation



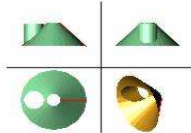
071/ Piquage cylindre/cylindre



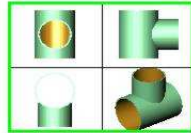
076/ Piquage cylindre/cone



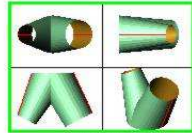
142/ Cone / Plans



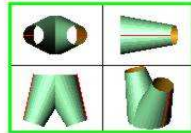
083/ Piquage cylindre/cone axes //



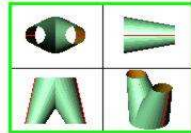
084/ Piquage cylindre/cylindre centrés



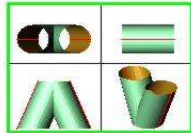
085/ Culotte



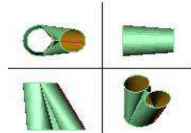
086/ Culotte symétrique inclinée



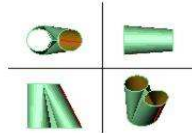
087/ Culotte symétrique droite



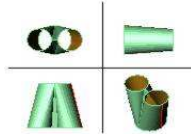
088/ Culotte cylindrique



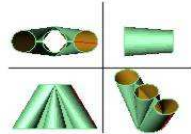
115/ Culotte anglaise 2 sorties dans l'axe



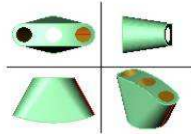
116/ Culotte anglaise 2 sorties hors axe



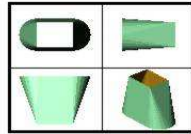
117/ Culotte anglaise 2 sorties symétriques



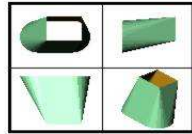
118/ Culotte anglaise 3 sorties



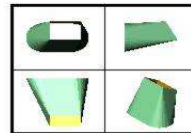
114/ Gondole



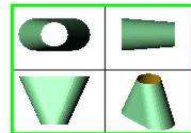
041/ Oblong_Rectangle centré



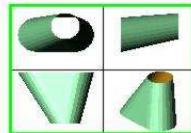
042/ Oblong_Rectangle déporté



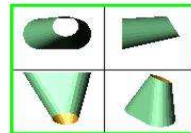
043/ Oblong_Rectangle incliné



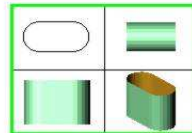
008/ Oblong_Cercle centré



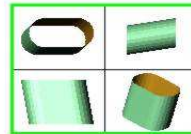
009/ Oblong_Cercle déporté



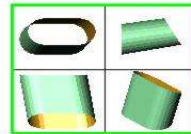
010/ Oblong_Cercle incliné




020/ Oblong identique centré



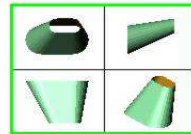
021/ Oblong identique déporté



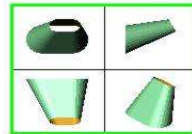
022/ Oblong identique incliné



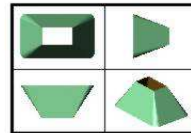
023/ Oblong_Oblong centré



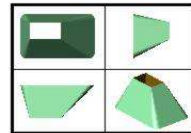
024/ Oblong_Oblong déporté



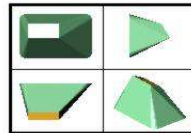
025/ Oblong_Oblong incliné




026/ Rect.arondi_Rectangle centré



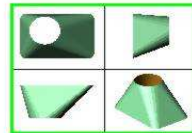
027/ Rect.arondi_Rectangle déporté




028/ Rect.arondi_Rectangle incliné




029/ Rect.arondi_Cercle centré



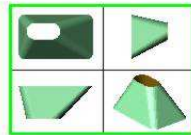
030/ Rect.arondi_Cercle déporté



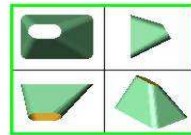
031/ Rect.arondi_Cercle incliné



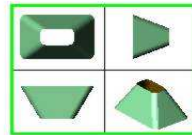
032/ Rect.arondi_Oblong centré



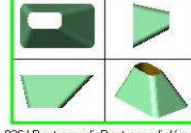
033/ Rect.arondi_Oblong déporté



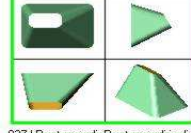
034/ Rect.arondi_Oblong incliné



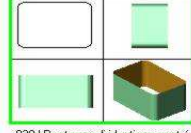
035/ Rect.arondi_Rect.arondi centré



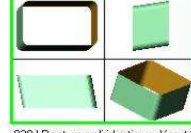
036/ Rect.arondi_Rect.arondi



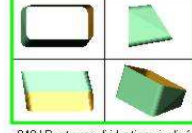
037/ Rect.arondi_Rect.arondi incliné



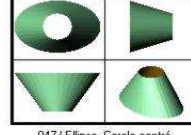
038/ Rect.arondi identique centré



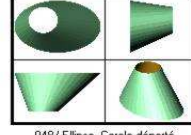
039/ Rect.arondi identique déporté



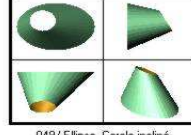
040/ Rect.arondi identique incliné



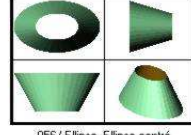
047/ Ellipse_Cercle centré



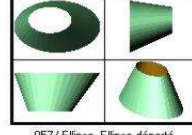
048/ Ellipse_Cercle déporté



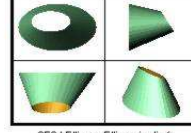
049/ Ellipse_Cercle incliné



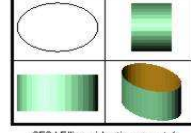
056/ Ellipse_Ellipse centré



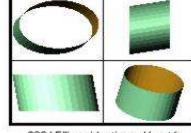
057/ Ellipse_Ellipse déporté



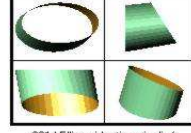
058/ Ellipse_Ellipse incliné



059/ Ellipse identique centré

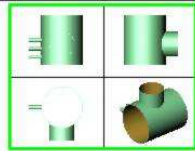


060/ Ellipse identique déporté

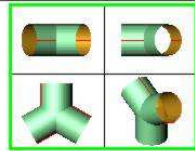


061/ Ellipse identique incliné

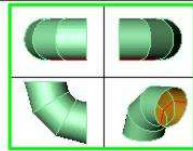
LogiTRACE Pièces Classiques 2



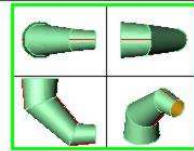
134/ Piquages sur cuve



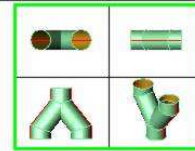
070/ Y cylindrique




119/ Coude cylindrique sans 1/2 élément




120/ Coude conique sphères tangentes



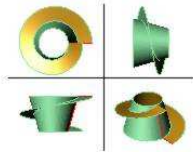
121/ Double branche cylindrique



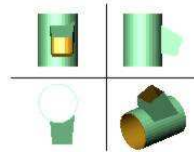
122/ Vis d'archimède cylindrique



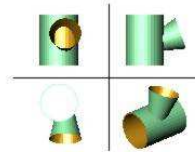
123/ Vis d'archimède cylindrique/conique



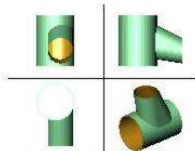
124/ Vis d'archimède conique



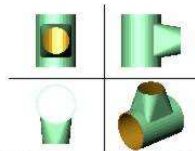
072/ Piquage rectangle_rectangle/cylindre




073/ Piquage cone/cylindre




074/ Piquage oblong_cercle/cylindre



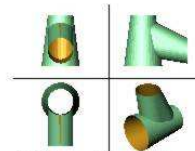
075/ Piquage rectangle_cercle/cylindre




077/ Piquage rectangle_rectangle/cone



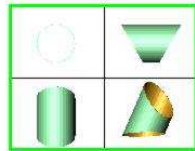
078/ Piquage cone/cone



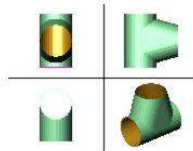
079/ Piquage oblong_cercle/cone



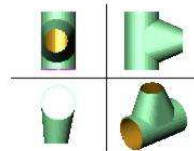
080/ Piquage rectangle_cercle/cone



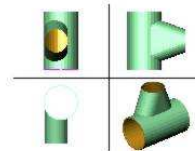
082/ Cylindre coupé par deux plans



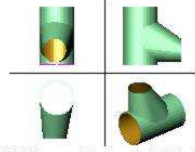
090/ Piquage oblong_cercle/cylindre Ta



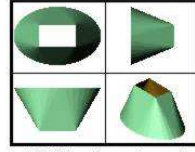
091/ Piquage oblong_cercle/cylindre Tb



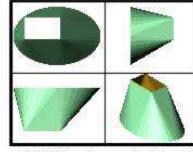
092/ Piquage oblong_cercle/cylindre Tc



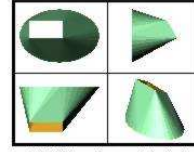
093/ Piquage oblong_cercle/cylindre Td



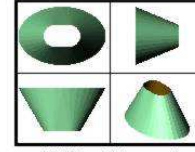
044/ Ellipse_Rectangle centré



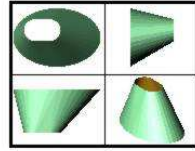
045/ Ellipse_Rectangle déporté



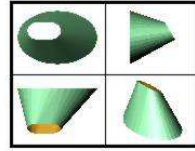
046/ Ellipse_Rectangle incliné



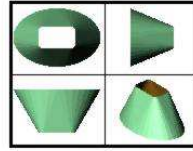
050/ Ellipse_Oblong centré



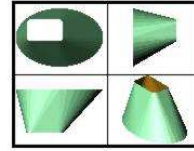
051/ Ellipse_Oblong déporté



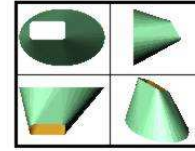
052/ Ellipse_Oblong incliné



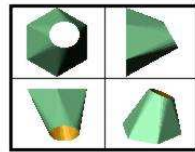
053/ Ellipse_Rect.arondi centré



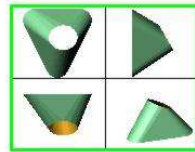
054/ Ellipse_Rect.arondi déporté



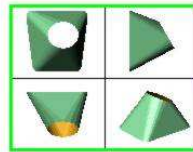
055/ Ellipse_Rect.arondi incliné



062/ Hexagone_Cercle incliné

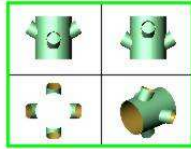


063/ Triangle_Cercle incliné

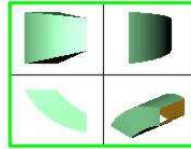


064/ Quadrilatère_Cercle incliné


LogiTRACE Pièces Classiques 3



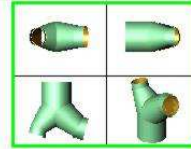
127/ Multi Piquages cylindriques



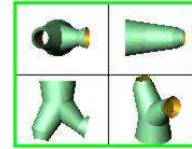
128/ Coude rectangulaire dégressif



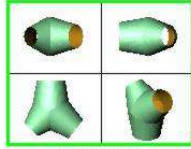
129/ Culotte anglaise 4 sorties



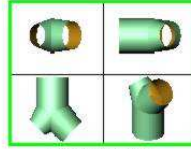
130/ Culotte en 5 éléments



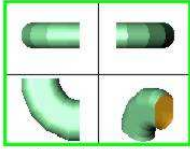
131/ Double branche corique



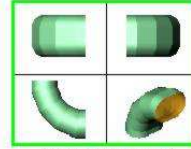
132/ Y conique



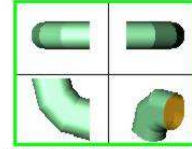
133/ Y Cylindre/Cone



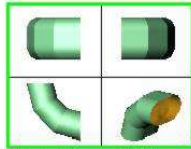
135/ Coude oblong type 1



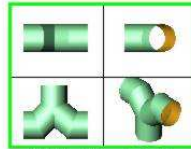
136/ Coude oblong type 2



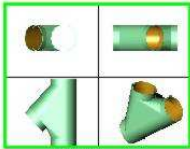
137/ Coude oblong sans 1/2 élément type 1



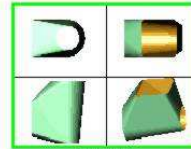
138/ Coude oblong sans 1/2 élément type 2



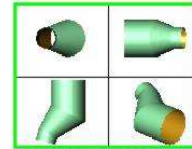
139/ Double branche à 90°




140/ T 3 cercles




141/ T 2+1



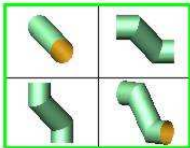
143/ Déviation Corique



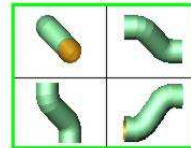
144/ Cone Cylindre en bout incliné



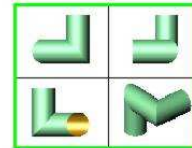
145/ Cone Cylindre en bout tangent



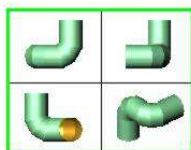
148/ Coude déviation type 2



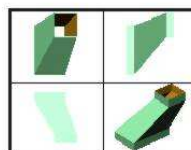
149/ Coude déviation type 3




150/ Coude déviation type 4



151/ Coude déviation type 5



152/ Déviation rectangulaire

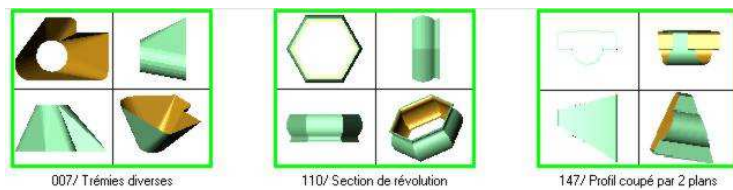


153/ Trémie bombée

LogiTRACE Gaines rectangulaires



LogiTRACE Trémies diverses et Section de révolution



LogiTRACE Piquage divers, Dépliage et Pipeline

